

NEW

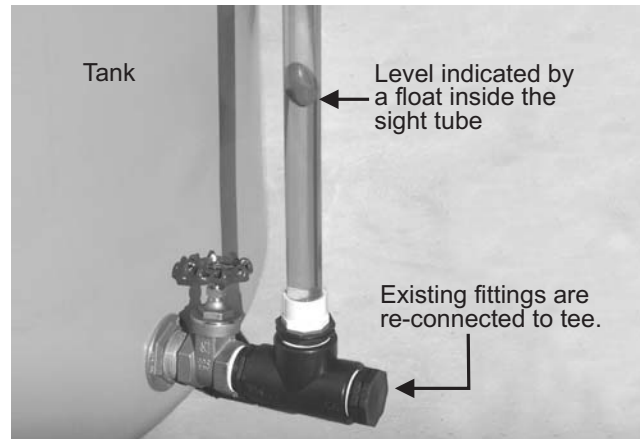
Tank Level Indicator

"Instantly view your tanks level"

**A universal kit to suit most tanks
Allows you to see how full your
tank is at a glance.**

Easy to install and easy to clean.

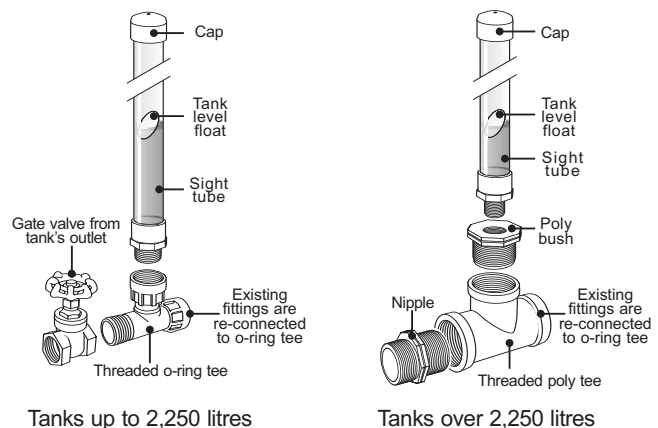
- Complete with easy to follow instructions
- Gate valve supplied for smaller tanks
- Installation kit complete for most tanks



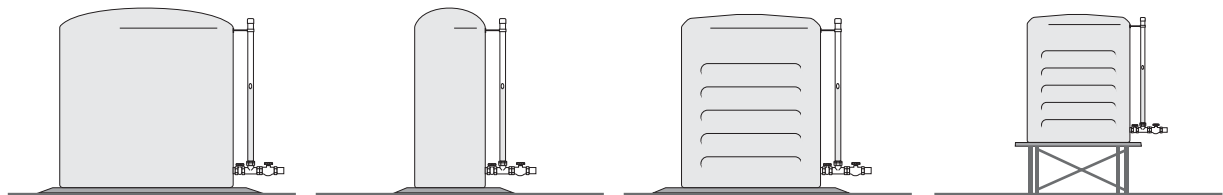
Instructions for fitting the Level Indicator to your tank

- 1 Thread o-ring tee into brass gate valve on tank, ensuring that the tee branch finishes in the upright position.
Place float inside plastic sight tube.
- 2 Push cap over the end of sight tube (do not glue).
- 3 Thread male end of sight tube onto poly bush.
- 4 Thread poly bush onto branch of o-ring tee.
- 5 Re-connect existing fittings to female end of o-ring tee.

- 6 *Water level sight tube may be trimmed to the total height of the tank before installation.*
** Top support bracket not included. Contact your local tank retailer regarding a suitable bracket for your tank type.*



Suits tanks of all shapes and sizes



Note: This product must only be used with water pumps that have loss of prime protection. Failure to do so could lead to severe pump damage. Care should be exercised with pump operation when tank levels drop below 20%.



Plastic Plumbing Supplies Pty. Ltd. A.B.N. 60 004 435 189 Trading as:

PLASTIC PLUMBING & IRRIGATION SUPPLIES

■ **VICTORIA - AIRPORT WEST**
(Head Office / Branch - Warehouse)
71F Matthews Avenue, Airport West, VIC. 3042
Tel: (03) 9335 6666 Fax: (03) 9335 6600

■ **VICTORIA - GEELONG (Branch)**
160 Latrobe Terrace, Geelong West, VIC. 3218
Tel: (03) 5223 2204 Fax: (03) 5223 2344

■ **NSW** - Northmead (Warehouse)
■ **QLD** - Hemmant (Warehouse)
■ **WA** - Forrestfield (Warehouse)
■ **SA** - Adelaide (Office only)

Sales Tel: 1300 65 40 40
Sales Fax: 1300 65 21 21
Email: pps@plasticplumbing.com.au
Website: www.plasticplumbing.com.au